























41 4x100m Medley Women Final

Official

Rank	Competitor	Age	Club	RT	PTS	Result
1	 Coast Swimming Club A	22		0.64		4:06.53 Entry: 4:08.87 -2.34
	Amber George	21 (0.64)	29.68	1:01.29	1:01.29	
	Zyleika Pratt-Smith	22 (0.27)	32.25	1:09.46	2:10.75	
	Milan Glintmeyer	17 (0.37)	28.13	1:00.04	3:10.79	
	Zoe Pedersen	19 (0.46)	26.68	55.74	4:06.53	
2	 Swimming Australia A	22		0.56		4:10.34
	Ivy Miller (V)	19 (0.56)	30.73	1:02.80	1:02.80	
	Maya Zunker (V)	17 (0.40)	33.17	1:11.23	2:14.03	
	Alice Monaghan (V)	18 (0.41)	27.88	1:00.71	3:14.74	
	Phoebe Bentley (V)	22 (0.34)	26.73	55.60	4:10.34	
3	 North Shore Swimming Club A	24		0.64		4:11.91 Entry: 4:10.00 +1.91
	Tess Whineray	21 (0.64)	30.36	1:02.45	1:02.45	
	Grace Jeromson	18 (0.35)	33.81	1:13.31	2:15.76	
	Amelia Bray	19 (0.19)	28.05	1:01.24	3:17.00	
	Chelsey Edwards	24 (0.23)	25.76	54.91	4:11.91	
4	 Swimming Australia B	23		0.68		4:19.19
	Jade Starr (V)	23 (0.68)	31.91	1:05.11	1:05.11	
	Sasha Henrison (V)	18 (0.18)	34.09	1:15.04	2:20.15	
	Tribeca Liu (V)	17 (0.33)	28.00	1:02.01	3:22.16	
	Giselle Davey (V)	19 (-0.03)	26.63	57.03	4:19.19	
5	 Hamilton Aquatics A	23	 Ha...	0.60		4:19.75 Entry: 4:15.76 +3.99
	Pippa Mihaka	18 (0.60)	31.10	1:04.56	1:04.56	
	Georgina McCarthy	23 (0.16)	34.45	1:14.76	2:19.32	
	Ariella Riley	17 (0.34)	29.59	1:04.60	3:23.92	
	Alyssa Lawson	16 (0.21)	26.52	55.83	4:19.75	
6	 United Swimming Club A	22		0.65		4:21.25 Entry: 4:13.88 +7.37
	Jesse Welsh	22 (0.65)	31.01	1:04.42	1:04.42	
	Alex McIntosh	17 (0.57)	35.21	1:15.17	2:19.59	
	Freya Hingston	18 (0.22)	29.47	1:04.91	3:24.50	
	Rae Kwan	22 (0.16)	27.11	56.75	4:21.25	
7	 Coast Swimming Club B	29		0.63		4:23.81 Entry: 4:15.27 +8.54
	Savannah-Eve Martin	20 (0.63)	29.27	1:01.50	1:01.50	
	Suqi Jia	18 (0.46)	34.78	1:18.41	2:19.91	
	Eve Thomas	25 (0.06)	30.27	1:04.89	3:24.80	
	Madison Kidd	29 (0.48)	27.64	59.01	4:23.81	

8	 North Shore Swimming Club B	20		0.67	4:27.49 Entry: 4:19.00 +8.49		Charley Joyce	20	(0.67)	31.24	1:04.44	1:04.44
							India Vaughan	15	(0.43)	35.25	1:17.90	2:22.34
							Amelia-Rose Searle	14	(0.61)	29.48	1:03.91	3:26.25
							Ania Maritz	18	(0.42)	29.06	1:01.24	4:27.49
9	 United Swimming Club B	19		0.65	4:30.49 Entry: 4:13.89 +16.60		Xanthe Miller	18	(0.65)	31.80	1:07.25	1:07.25
							Ava Neems	19	(0.68)	35.90	1:17.49	2:24.74
							Kiri Yamagami	16	(0.06)	29.98	1:06.57	3:31.31
							Octavia Mahoney	15	(0.07)	27.58	59.18	4:30.49
10	 United Swimming Club C	17		0.73	4:34.46 Entry: 4:24.40 +10.06		Mila Tongalea	15	(0.73)	33.49	1:10.77	1:10.77
							Kiri Lovatt	17	(0.36)	35.52	1:17.25	2:28.02
							Macy Hains	17	(0.43)	30.90	1:06.59	3:34.61
							Marli Coverdale	14	(0.26)	28.26	59.85	4:34.46
11	 Coast Swimming Club C	21		0.70	4:40.02 Entry: 4:21.50 +18.52		Hayley Wyatt	15	(0.70)	33.05	1:08.78	1:08.78
							Nina Rice	16	(0.51)	36.58	1:20.05	2:28.83
							Emma Du	15	(0.43)	32.49	1:11.12	3:39.95
							Zoe Crawford	21	(0.12)	28.05	1:00.07	4:40.02